

GRAPHING LINEAR EQUATIONS IN SLOPE INTERCEPT FORM

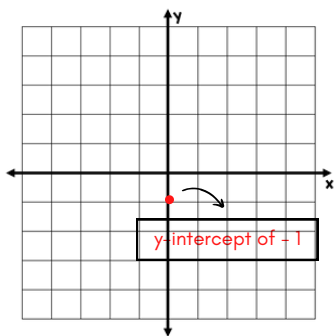
SLOPE-INTERCEPT FORM

Any linear equation can be written in the form $y = mx + b$

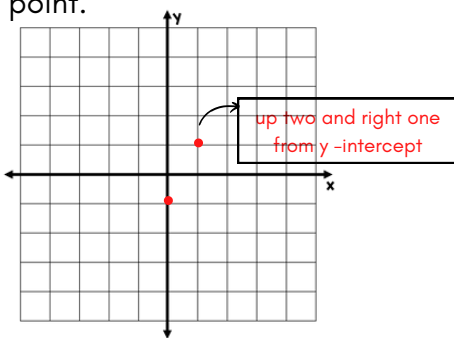
where m is the slope and b is the y -intercept.

EXAMPLE #1 $y = 2x - 1$

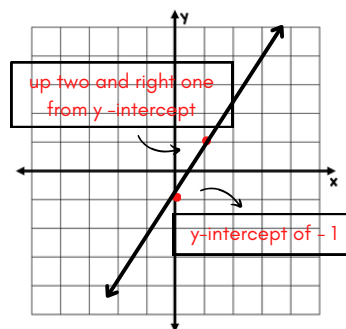
Step 1 : The y -intercept is -1 , so we plot a point at -1 on the y -axis to begin.



Step 2 : Next, the slope is 2 which means a rise of 2 and a run of 1 . So we'll move up two and right one to plot the next point.

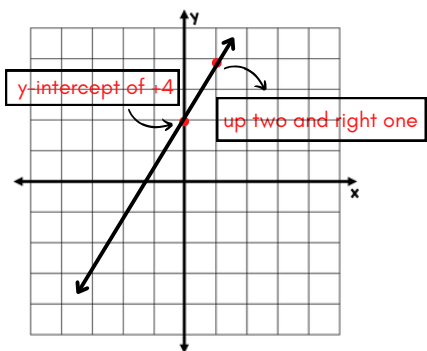


Step 3 : Finally, connect the dots with a line.

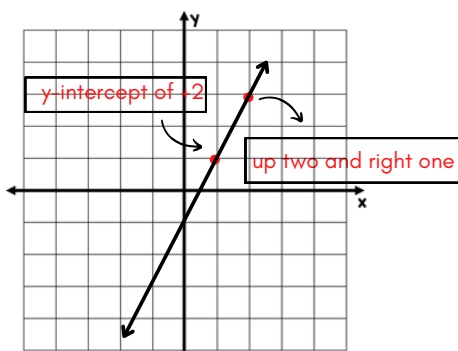


EXERCISES

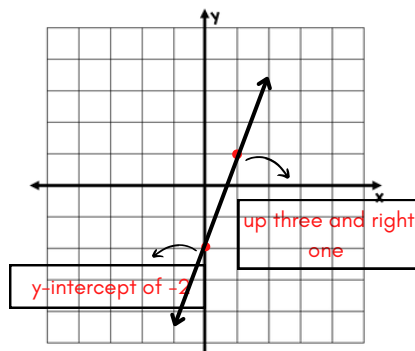
(A) $y = 2x + 4$



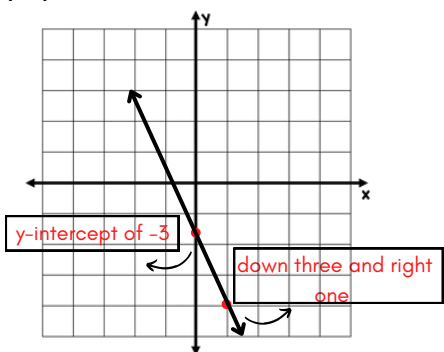
(B) $y = 2x + 1$



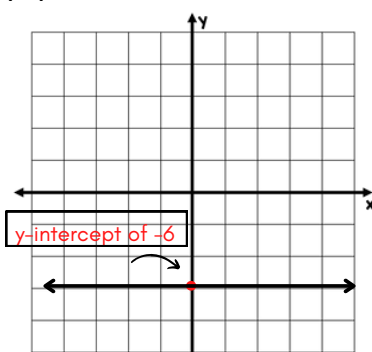
(C) $y = 3x - 2$



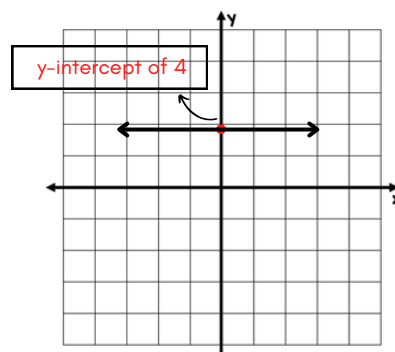
(D) $y = -3x - 3$



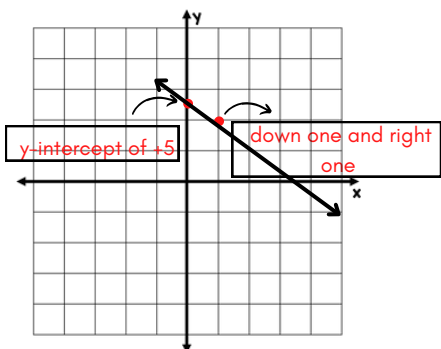
(E) $y = -6$



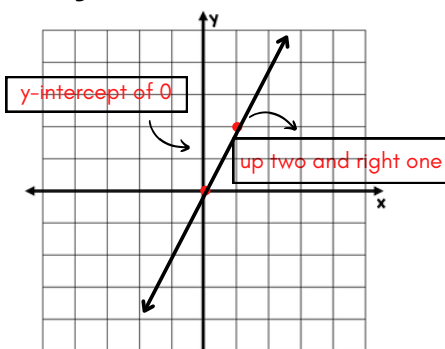
(F) $y = 4$



(G) $y = -x + 5$



(H) $y = 2x$



(I) $x = -2$

