







USING LINES TO HELP YOU DIVIDE.

HELPFUL EXAMPLE

$$6 \div 2 = \overset{1}{\boxed{\text{||}}}\overset{2}{\boxed{\text{||}}}\overset{3}{\boxed{\text{||}}} = \boxed{3}$$

DRAW SIX LINES AND GROUP THEM INTO TWO'S. HOW MANY CAN YOU MAKE?

6 DIVIDED BY 2 IS ASKING, "HOW MANY GROUPS OF TWO CAN YOU MAKE IF YOU HAVE SIX?"

- |   |   |  |
|---|---|--|
| 1. $6 \div 3 = \underline{2}$<br>  | 2. $9 \div 3 = \underline{3}$<br>  | 3. $8 \div 2 = \underline{4}$<br> |
| 4. $10 \div 2 = \underline{5}$<br> | 5. $12 \div 6 = \underline{2}$<br> | 6. $5 \div 5 = \underline{1}$<br> |
| 7. $4 \div 2 = \underline{2}$   | 8. $15 \div 3 = \underline{5}$  | 9. $14 \div 2 = \underline{7}$   |
| 10. $8 \div 4 = \underline{2}$  | 11. $10 \div 5 = \underline{2}$   | 12. $12 \div 3 = \underline{4}$  |

ANOTHER WAY - USING ADDITION TO HELP YOU DIVIDE.

HELPFUL EXAMPLE

$$14 \div 7 \rightarrow \overset{1}{7} + \overset{2}{7} = 14 \rightarrow \text{SO} \rightarrow 14 \div 7 = \underline{2} \quad \text{ANSWER}$$

14 DIVIDED BY 7 IS ASKING, "HOW MANY 7's GO INTO 14?"

7 + 7 = 14, SO TWO 7's GO INTO 14.

- |   |   |   |
|---|---|---|
| 13. $10 \div 2 = \underline{5}$<br>$2 + 2 + 2 + 2 + 2 = 10$ | 14. $12 \div 4 = \underline{3}$<br>$4 + 4 + 4 = 12$ | 15. $15 \div 5 = \underline{3}$<br>$5 + 5 + 5 = 15$ |
| 16. $16 \div 8 = \underline{2}$                             | 17. $3 \div 3 = \underline{1}$                      | 18. $20 \div 10 = \underline{2}$                    |
| 19. $18 \div 2 = \underline{9}$                             | 20. $0 \div 4 = \underline{0}$                      | 21. $16 \div 4 = \underline{4}$                     |
| 22. $20 \div 5 = \underline{4}$                             | 23. $12 \div 2 = \underline{6}$                     | 24. $25 \div 5 = \underline{5}$                     |
| 25. $21 \div 7 = \underline{3}$                             | 26. $24 \div 6 = \underline{4}$                     | 27. $8 \div 1 = \underline{8}$                      |

FINAL WAY - USING MULTIPLICATION TO HELP YOU DIVIDE.

HELPFUL EXAMPLE

$$24 \div 8 = \boxed{?} \rightarrow \boxed{?} \times 8 = 24 \rightarrow 24 \div 8 = \boxed{3}$$

DIVISION IS MULTIPLICATION BACKWARDS. ASK YOURSELF, "WHAT TIMES 8 = 24?"

3 X 8 = 24. ANSWER: 3

- |  |   |   |
|--|---|---|
| 1. $20 \div 4 = \underline{5}$<br>$5 \times 4 = 20.$ | 2. $21 \div 3 = \underline{7}$<br>WHAT TIMES 3 EQUALS 21? | 3. $18 \div 9 = \underline{2}$<br>WHAT TIMES 9 EQUALS 18? |
| 4. $30 \div 5 = \underline{6}$                       | 5. $16 \div 2 = \underline{8}$                            | 6. $22 \div 2 = \underline{11}$                           |
| 7. $32 \div 4 = \underline{8}$                       | 8. $5 \div 1 = \underline{5}$                             | 9. $28 \div 7 = \underline{4}$                            |
| 10. $27 \div 9 = \underline{3}$                      | 11. $0 \div 6 = \underline{0}$                            | 12. $32 \div 8 = \underline{4}$                           |
| 13. $24 \div 12 = \underline{2}$                     | 14. $30 \div 10 = \underline{3}$                          | 15. $55 \div 11 = \underline{5}$                          |

SOLVE.

- |                                 |                                  |                                  |
|---------------------------------|----------------------------------|----------------------------------|
| 16. $14 \div 7 = \underline{2}$ | 17. $18 \div 3 = \underline{6}$  | 18. $20 \div 2 = \underline{10}$ |
| 19. $9 \div 3 = \underline{3}$  | 20. $28 \div 4 = \underline{7}$  | 21. $22 \div 11 = \underline{2}$ |
| 22. $36 \div 6 = \underline{6}$ | 23. $8 \div 2 = \underline{4}$   | 24. $15 \div 3 = \underline{5}$  |
| 25. $24 \div 8 = \underline{3}$ | 26. $20 \div 10 = \underline{2}$ | 27. $33 \div 3 = \underline{11}$ |
| 28. $12 \div 2 = \underline{6}$ | 29. $4 \div 4 = \underline{1}$   | 30. $0 \div 7 = \underline{0}$   |
| 31. $16 \div 4 = \underline{4}$ | 32. $25 \div 5 = \underline{5}$  | 33. $36 \div 9 = \underline{4}$  |
| 34. $27 \div 3 = \underline{9}$ | 35. $6 \div 1 = \underline{6}$   | 36. $24 \div 12 = \underline{2}$ |
| 37. $18 \div 9 = \underline{2}$ | 38. $26 \div 2 = \underline{13}$ | 39. $40 \div 10 = \underline{4}$ |