


GREATEST COMMON FACTOR


NAME: _____


ANSWER, FIND, AND SHADE


FIND THE GREATEST COMMON FACTOR FOR EACH SET (GCF).





A.  12, 16
4


B.  36, 63
9


C.  117, 78
39


D.  25, 45
5


E.  213, 303, 123
3


F.  30, 50
10


G.  60, 6, 18
6


H.  42, 49, 14
7

I.  12, 144, 36
12

J.  40, 64
8

K.  126, 90, 54
18

L.  135, 105, 165
15

M.  6, 12, 16
2