

REFLECTION

ANSWERS

Graph the original figure. Find the new coordinates of the vertices after the given reflection. Then graph the reflection.

HELPFUL EXAMPLE

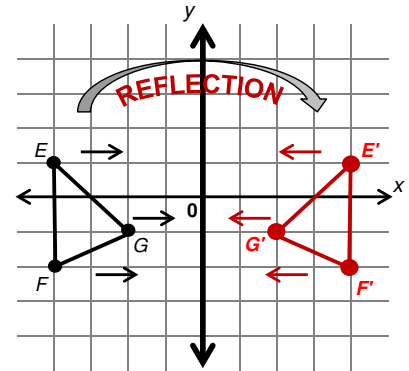
When a figure is *reflected* over a line, every point of the figure has a similar point on the other side of the line that is the same distance from the line. This is also called *symmetry*.

Original figure vertices: $E(-4,1)$; $F(-4,-2)$; $G(-2,-1)$.

Find the coordinates of the vertices after a reflection over the y-axis.

You need to place points (vertices) on the opposite side of the y-axis that are the same distance away from it as the original points.

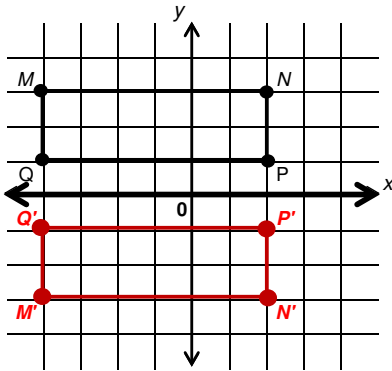
$E(-4,1) \rightarrow E'(4,1)$
 $F(-4,-2) \rightarrow F'(4,-2)$
 $G(-2,-1) \rightarrow G'(2,-1)$



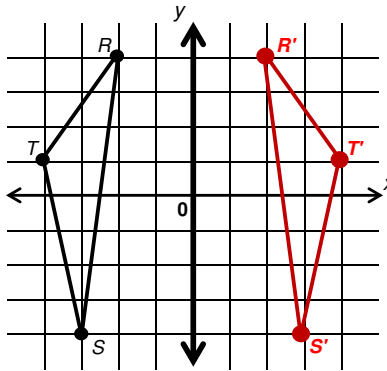
All the x-coordinates are multiplied by -1 and the y-coordinates stay the same. What do you think happens when you reflect over the x-axis?

Now your turn.

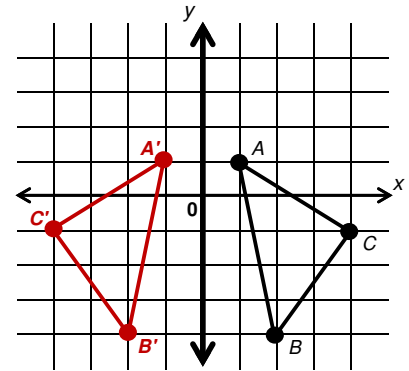
1. Polygon $MNPQ$ with vertices:
 $M(-4,3)$; $N(2,3)$; $P(2,1)$; $Q(-4,1)$
 Reflected over the x-axis



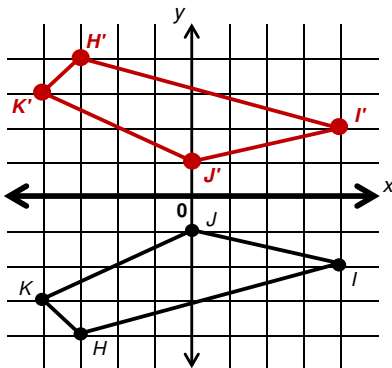
2. Polygon RST with vertices:
 $R(-2,4)$; $S(-3,-4)$; $T(-4,1)$
 Reflected over the y-axis



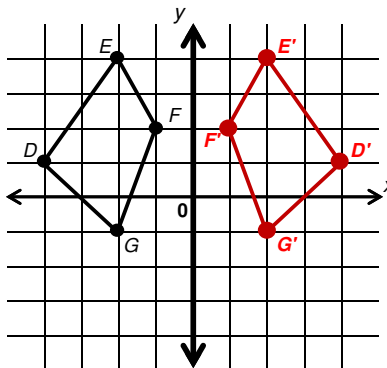
3. Polygon ABC with vertices:
 $A(1,1)$; $B(2,-4)$; $C(4,-1)$
 Reflected over the y-axis



4. Polygon HJK with vertices:
 $H(-3,-4)$; $I(4,-2)$; $J(0,-1)$; $K(-4,-3)$
 Reflected over the x-axis



5. Polygon $DEFG$ with vertices:
 $D(-4,1)$; $E(-2,4)$; $F(-1,2)$; $G(-2,-1)$
 Reflected over the y-axis



6. Polygon TUV with vertices:
 $T(1,0)$; $U(4,-2)$; $V(0,-4)$
 Reflected over the x-axis

